

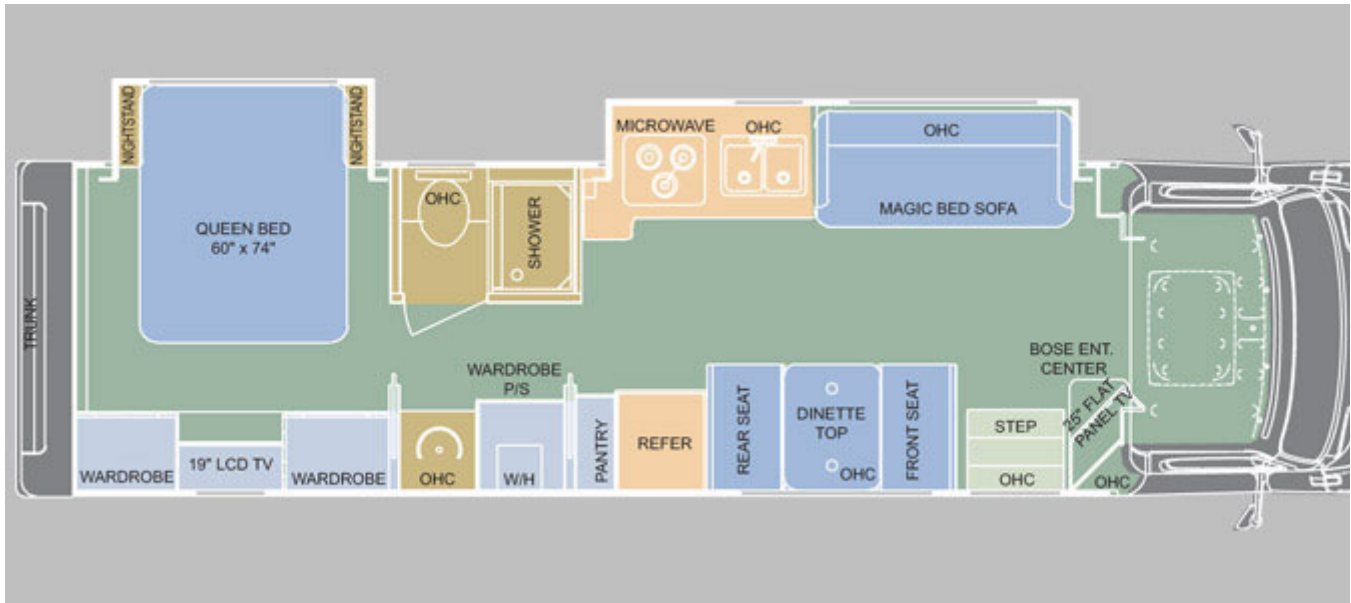


DYNAQUEST XL DQ360XL

Downsizing on size does not have to mean downsizing on luxury and convenience. Introducing the DynaQuest DQ360XL, a convenient and spacious Class C motorhome that surrounds you in luxury. With the muscular Cummins® 330-hp engine and rugged Freightliner® chassis and you'll get better drivability and long lasting reliability.

SPECIAL FEATURES

- Freightliner® M2 Heavy chassis
- 350-hp CAT® 350 engine
- 14,000-lb. towing capacity
- Corian® countertops
- Hardwood flooring
- Ultraleather upholstery
- Hardwood wardrobes
- Large flat screen TV & Bose® LS 18 DVD/CD Surroundsound® system
- One-year free Club Max membership

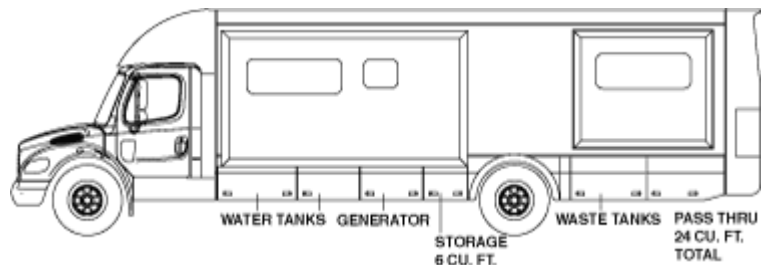
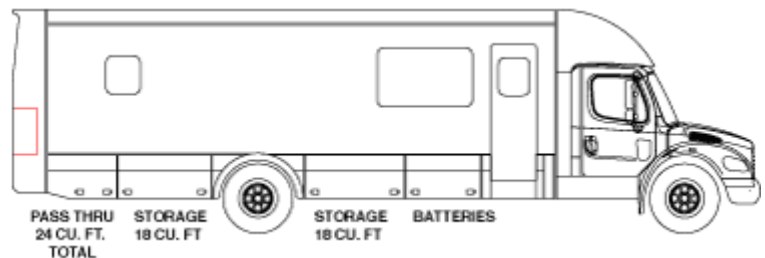


DYNAQUEST XL DQ360XL

Great design is more than just colors, fabrics and exterior styling. It also extends to the floorplan. The floorplan is designed to be roomy, comfortable and convenient.

KEY DIMENSIONS

Overall length	36' 0"
Interior width	7' 9"
Exterior width	8' 5"
Interior height	6' 6"
Exterior height	11' 8"
GVWR	33,000 lb.
GCWR	44,500 lb.
Wheelbase	247"
Fuel capacity	100 gal.
Water capacity	
Fresh	90 gal.
Grey	44 gal.
Black	44 gal.
LPG capacity	20.3 gal./ 68 lb.
Sleeping	





DYNAQUEST XL DQ360XL

Chassis Features

Engine (Standard): Freightliner® M2 Heavy Cummins® 330
 Horsepower: 330-hp @ 2200 RPM
 Torque: 1000 lb./ft @ 1440 RPM

Transmission: Six-speed Allison® 3200

Fuel tank: 100 gal.

Brakes: Air drum (ABS)
 Engine brake: PAC exhaust

Front axle: 12,000
 Rear axle: 21,000

Suspension (front): Taperleaf 12,000-lb.
 Suspension (rear): Airliner 21,000-lb.

Rear axle ratio: 4.88

Alternator: 270-amp

Chassis batteries: (2) Alliance 1031 Group 31 12v maintenance free

Battery disconnect: Below driver seat

Block heater: 1000-watt/ 115-volt

Aluminum wheels: Standard

Tires: Michelin® XZE 275/80 R22.5 14-ply radial

Auxiliary driving lights

ICC lights

Exterior Features

Paint
 Option 1: Mocha (tan)
 Option 2: Briarwood (taupe)
 Option 3: Quick Silver (black & silver)
 Option 4: Russet Ridge (burgundy)
 Option 5: Onyx (black & gold)

Hydraulic jacks: Four-point semi-automatic leveling jacks

Hitch (Standard): 15,000-lb. capacity

Awning (Standard): A&E® box
 Awning (Optional): Girard power
 Optional window awnings

Lighted grab handle

External storage: Aluminum doors/steel box/lighted Rear trunk

Docking lights: 6

Air service line

Power step at entry door

Exterior gas grill option

Optional AC/DC portable refrigerator/freezer

General Interior Features

Interior decors
 Option 1: Mocha (tan)
 Option 2: Briarwood (taupe)
 Option 3: Quick Silver (black & silver)
 Option 4: Russet Ridge (burgundy)
 Option 5: Onyx (black & gold)

Flooring
 Living Room/Bedroom: Deluxe sculpted carpet

TV: 23"
 Cable-ready
 Satellite (Standard): Auto
 Satellite (Optional): In-motion

Lighting
 Ceiling: Deluxe residential style
 Floor: Night lighting throughout

Sound system
 Standard: Bose® LS 18 DVD/Surroundsound® System
 Optional: Bose® LS 28 DVD/Surroundsound® System

Ceiling material: Deluxe vinyl padded ceiling

Interior wall material: Décor wallboard

Window
 Shades: Day/night pleated
 Valence: "Dyna Style" matched fabric lambrequin

Furniture
 Sofa (Standard): Flexsteel® EZ bed/sofa

Fantastic fans: Yes w/ rain sensor

Safety features: LPG leak detector, 12-volt carbon monoxide detector, smoke detector, fire extinguisher

Kitchen Features

Countertop: Corian® large double-bowl sink with cover

Faucet: Single handle faucet with pull-out spray head

Cook top: Gas three-burner

Microwave: Convection microwave

Refrigerator: Dometic® 10 cu. ft. (stainless steel)

Dinette: Booth w/ Corian® table
 120-volt outlet & phone jack

Flooring: Hardwood
 Optional: Ceramic

Bathroom Features

Countertop: Corian® lavatory top with integrated sink

Flooring: Hardwood
 Optional: Ceramic

Medicine cabinet: Deluxe medicine cabinet

Shower: One-piece fiberglass shower with skylight

Toilet: Thetford® China, Macerator

Vent fan: Fantastic®

Bedroom Features

Sleeping: 74" x 60" RV Queen I.S. mattress, 74" x 48" Flexsteel® EZ bed, 66" x 36" convertible dinette, (74" x 60" Hide-A-Bed with air mattress optional)

Bedroom TV: 19"

Flooring: Deluxe sculpted carpet

Wardrobes: Hardwood

Bedsprad & Pillows: Designer

Night stands: Hardwood

Vent fan: Fantastic® fan w/ temp control and rain sensor

Driver Compartment

Power steering, Windows

Cab doors: Power door locks and window

Windshield wipers: Intermittant

Cab radio: AM/FM/CD radio

Cab mirrors: Chrome heated/ remote

ICC lights

Cruise control

Roof mounted dual air horns

Chassis battery disconnect

Manual air-dump switch

Full front cab sound insulation

CB radio: Optional

Trailer brake hand control valve

Overhead directional reading lights

Dash instrumentation: Speedometer, fuel I odometer, trip odometer, engine temp, oil voltmeter, tachometer, air-pressure gauge

Rear sonar (Optional)

Tire air pressure monitor (Optional)

Construction Highlights

Floor: Heavy-duty 4

Walls: Sculptured, aerodynamic, fiberglass sidewall panels
 Aluminum framed: Square-tube aluminum sidewall w/ all wall penetrations box frar
 Windows: Panoramic bonded, tinted

Roof: Square-tube aluminum-framed, one-radiused fiberglass

Insulation
 Floor: R-11 solid block foam
 Sidewall & Ceiling: R-8 solid block foam

Cab: Steel safety cage surrounding transit to coach

Front transition aerodynamic fiberglass

Molded fiberglass rear body cap

Slide outs: Living room - electric/Bedroom side cross flow vent windows

Utilities

Heating - Furnace: 20,000 & 30,000 BTU : LP- gas
 Single, digital thermostat for heating & c
 Optional heating systems: Hydro-hot he water

Electrical
 Coach batteries: Three Group 31 AGM, amp/hr. (Three 4D AGM, 630-amp/hr. o
 Inverter: 1000 watt power
 Optional: 2000 watt power (Forces 4L optional)
 Power cord: 50-amp
 Generator (Standard): Onan® 5.5
 Optional: Powertech 8.0 or 12.0
 Auto generator start: Optional (Forces inverter and larger batteries)

Kitchen/Bath: Hardwood
Flooring option: Ceramic tile

Cabinets

Wood

- Option 1: Natural Cherry
- Option 2: Stained Cherry
- Option 3: Natural Maple

Hinges: Deluxe, hidden cabinet hinges
Latches: Posi-Lock

Backup camera: Color
Two side rear view cameras: Optional
GPS navigation system: Optional

Auxiliary 12-volt in-dash receptacle

Engine air conditioning

Driver seat: Lexington® ultraleather Bostrom - air pedestal

Passenger seat: Lexington® ultraleather Bostrom - air pedestal

Coach battery disconnect switch by entr

Cooling: Dual, low profile roof air conditioner
BTU

Optional air conditioning: 15,000 BTU w
Insulated ceiling air ducts w/ controllable

Plumbing/Water

Water heater: Six-gal. Suburban® LP - 4
12-volt hi-capacity water pump
Heated water and holding tanks: Above
Fresh water hose & power reel: Optiona



DYNAQUEST XL DQ360XL

Extraordinary styling and luxury are everywhere. From the spacious rear bedroom and bathroom beautiful dinette and ultraleather sofa. The DQ360XL is conveniently loaded with everything you need.



The spacious rear bedroom contains a queen size bed, hardwood nightstands and a large wardrobe for storage.



The contemporary cockpit with lots of leg room features cruise control, tilt and telescoping steering column, glass and overhead directional reading lamps.



The DynaQuest XL offers a surprisingly large amount of storage. An even bigger surprise is the extra storage available in the rear trunk.

