


 DYNAMAX
CORPORATION


DYNAQUEST ST DQ302ST

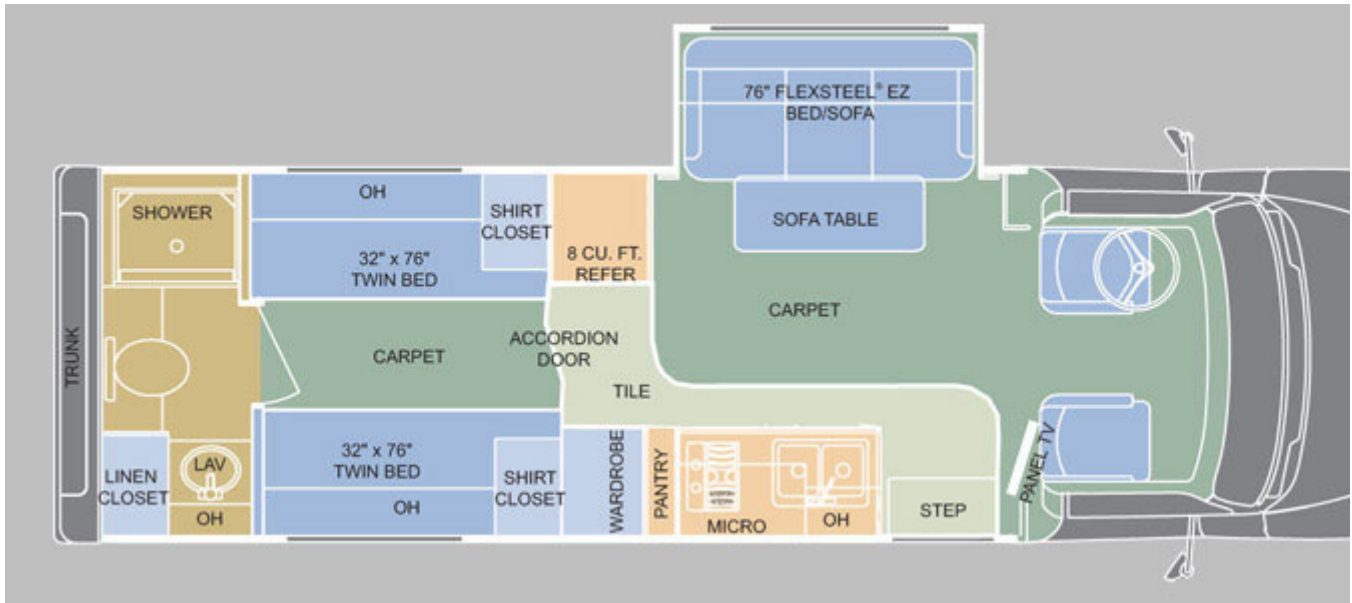
Incredible performance and extraordinary luxury styling are just some of the qualities you will find in the DynaQuest DQ302ST. The performance comes from a Mercedes® 260-hp diesel engine that produces 660 lb./ft. of torque at 1,200 RPM. The luxurious and comfortable sleeping arrangements make it the ideal motorhome for longer, overnight trips.

SPECIAL FEATURES

- Freightliner® M2 Light chassis
- 260-hp 6.4L MBE 906-260 engine
- Optional 10,000-lb. towing capacity
- Corian® countertops
- Hardwood flooring
- Ultraleather upholstery
- Hardwood wardrobes
- Large flat screen TV & Bose® LS 18 DVD/CD Surroundsound® system
- One-year free Club Max membership



The large, airy living area features an ultraleather Flexsteel sofa.

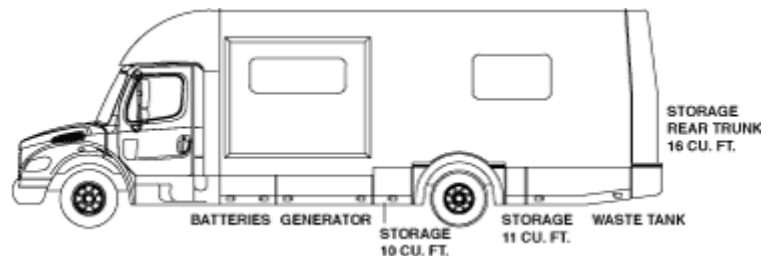
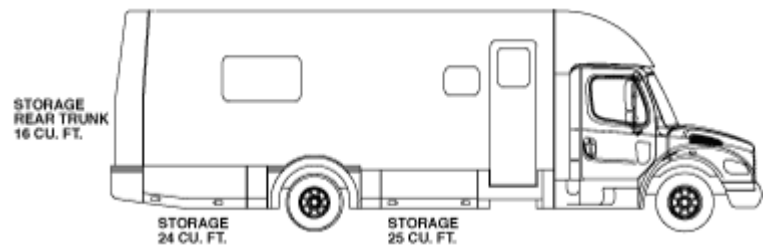


DYNAQUEST ST DQ302ST

The floorplan was designed to help traffic flow and to make you feel comfortable. You will find it roomier and more convenient than comparable motorhomes.

KEY DIMENSIONS

Overall length	31' 6"
Interior width	7' 9"
Exterior width	8' 5"
Interior height	6' 6"
Exterior height	11' 5"
GVWR	23,000 lb.
GCWR	35,000 lb.
Wheelbase	212"
Fuel capacity	80 gal.
Water capacity	
Fresh	36 gal.
Grey	36 gal.
Black	33 gal.
LPG capacity	20.3 gal./68 lb.
Sleeping	





DYNAQUEST ST DQ302ST

Chassis Features

Engine (Standard): Freightliner® M2 Light 6.4L MBE 906-260
 Horsepower: 260-hp @ 2300 RPM
 Torque: 660 lb./ft. @ 1200 RPM
 Transmission: Six-speed Allison® 3000
 Fuel tank: 80 gal.
 Brakes: Hydraulic disc (ABS)
 Engine brake: Mercedes® on/off compression
 Front axle: 8,000
 Rear axle: 15,000
 Suspension (front): Taperleaf 8,000-lb.
 Suspension (rear): Airliner 15,000-lb.
 Rear axle ratio: 4.10
 Alternator: 145-amp
 Chassis batteries: (2) Alliance 1031 Group 31 12v maintenance free
 Battery disconnect: Below driver seat
 Block heater: 1000-watt/ 115-volt
 Aluminum wheels: Standard
 Tires: Michelin® XZE 245/70 R19.5 12-ply radial
 Auxiliary driving lights
 ICC lights

Exterior Features

Paint
 Option 1: Mocha (tan)
 Option 2: Briarwood (taupe)
 Option 3: Quick Silver (black & silver)
 Option 4: Russet Ridge (burgundy)
 Option 5: Onyx (black & gold)
 Option 6: Stoney Ridge (grey & silver)
 Hydraulic jacks: Four-point semi-automatic leveling jacks
 Hitch (Standard): 7,500-lb. capacity
 Hitch (Optional): 10,000-lb. capacity
 Awning (Standard): A&E® box
 Awning (Optional): Girard power
 Lighted grab handle
 External storage: Fiberglass doors/fiberglass box/lighted Rear trunk
 Docking lights: 8
 Air service line
 Spare tire: Optional (hitch mount)
 Power step at entry door
 Exterior gas grill option

General Interior Features

Interior decors
 Option 1: Mocha (tan)
 Option 2: Briarwood (taupe)
 Option 3: Quick Silver (black & silver)
 Option 4: Russet Ridge (burgundy)
 Option 5: Onyx (black & gold)
 Flooring

Hinges: Deluxe, hidden cabinet hinges
 Latches: Posi-Lock

TV: 23
 Cable-ready
 Satellite (Standard): Auto
 Satellite (Optional): In-motion

Lighting
 Ceiling: Deluxe residential style
 Floor: Night lighting throughout

Sound system
 Standard: Bose® LS 18 DVD/Surroundsound® System
 Optional: Bose® LS 28 DVD/Surroundsound® System

Ceiling material: Deluxe vinyl padded ceiling

Interior wall material: Décor wallboard

Window
 Shades: Day/night pleated
 Valence: "Dyna Style" matched fabric lambrequin

Furniture
 Sofa (Standard): Flexsteel® EZ bed/sofa
 Sofa (Optional): Hide-A-Bed w/ air mattress

Fantastic fans: Yes w/ rain sensor

Safety features: LPG leak detector, 12-volt carbon monoxide detector, smoke detector, fire extinguisher

Kitchen Features

Countertop: Corian® large double-bowl sink with cover
 Faucet: Single handle faucet with pull-out spray head
 Cook top: Gas two-burner
 Microwave: Convection microwave
 Refrigerator: Dometic® 10 cu. ft. (stainless steel)
 Dinette: Sofa Corian® table
 120-volt outlet & phone jack
 Flooring: Hardwood
 Optional: Ceramic

Bathroom Features

Countertop: Corian® lavatory top with integrated sink
 Flooring: Hardwood
 Optional: Ceramic
 Medicine cabinet: Deluxe medicine cabinet
 Shower: One-piece fiberglass shower with skylight
 Toilet: Thetford® China
 Vent fan: Fantastic® w/ rain sensor

Bedroom Features

Sleeping: Twin 32"x76" I.S. mattresses, 74" x 48" Flexsteel® EZ bed, (74" x 60" Hide-A-Bed with air mattress optional)
 Bedroom TV: Optional 15"
 Flooring: Deluxe sculpted carpet
 Wardrobes: Hardwood
 Bedspread & Pillows: Designer

Engine air conditioning

Driver seat: Lexington® ultraleather Bostrc pedestal

Passenger seat: Lexington® ultraleather E pedestal

Power steering, Windows

Cab doors: Power door locks and window

Windshield wipers: Intermittant

Cab radio: AM/FM/CD radio

Cab mirrors: Black heated/ remote

ICC lights

Cruise control

Roof mounted dual air horns

Manual air-dump switch

Full front cab sound insulation

CB radio: Optional

Overhead directional reading lights

Dash instrumentation: Speedometer, fuel l odometer, trip odometer, engine temp, oil voltmeter, tachometer, air-pressure gauge

Rear sonar (Optional)

Tire air pressure monitor (Optional)

Construction Highlights

Floor: Heavy-duty 3" E-coated steel frame rubber isolators
 Walls: Sculptured, aerodynamic, fiberglass sidewall panels
 Aluminum framed: Square-tube aluminum sidewall w/ all wall penetrations box frar
 Windows: Panoramic bonded, tinted
 Roof: Square-tube aluminum-framed, one-radiused fiberglass
 Insulation
 Floor: R-11 solid block foam
 Sidewall & Ceiling: R-8 solid block foam
 Cab: Steel safety cage surrounding transit to coach
 Front transition aerodynamic fiberglass
 Molded fiberglass rear body cap
 Slide outs: Living room - hydraulic with sid vent windows

Utilities

Heating - Furnace: 40,000 BTU Suburban Single, digital thermostat for heating & c
 Electrical
 Coach batteries: Three Group 27 AGM, amp/hr.
 Inverter: 1000 watt power
 Optional: 2000 watt power
 Power cord: 50-amp
 Generator (Standard): Onan® 5.5
 Auto generator start: Optional
 Coach battery disconnect switch by entr

Living Room/Bedroom: Deluxe sculpted carpet
Kitchen/Bath: Hardwood
Flooring option: Ceramic tile

Cabinets

Wood

- Option 1: Natural Cherry
- Option 2: Stained Cherry
- Option 3: Natural Maple

Night stands: Hardwood
Vent fan: Fantastic® fan w/ temp control and rain sensor

Driver Compartment

Backup camera: Color
Two side rear view cameras: Optional
GPS navigation system: Optional
Auxiliary 12-volt in-dash receptacle

Cooling: Single, low profile roof air conditioning
BTU

Optional air conditioning: 15,000 BTU w/ controllable
Insulated ceiling air ducts w/ controllable

Plumbing/Water

Water heater: Six-gal. Suburban® LP - 12-volt hi-capacity water pump
Heated water and holding tanks



DYNAQUEST ST DQ302ST

The styling is inspired and the amenities tasteful from front to back in the DQ302ST. With a 23-inch screen TV, a large living area and a convenient kitchen and bathroom, the DQ302ST is perfect for entertaining a large crowd or a small family.



Comfortable 32"x76" twin beds can be found in the center of the coach. Each one provides a spacious hardwood shirt wardrobe and nightstand.



The slide-out in the living area expands the space in your already large and roomy living area.



The kitchen features standard hardwood flooring that adds luxury to your living space.



The cockpit is very professional and contemporary with lots of leg room.



(1) The roomy rear bath has a large Corian® lavatory with deluxe hardwood medicine cabinet and a one-piece shower with a skylight to let the sun shine in. (2) You'll find a surprisingly large amount of storage. An even bigger surprise is the extra storage available in the rear trunk.

