



DYNAQUEST ST DQ275ST

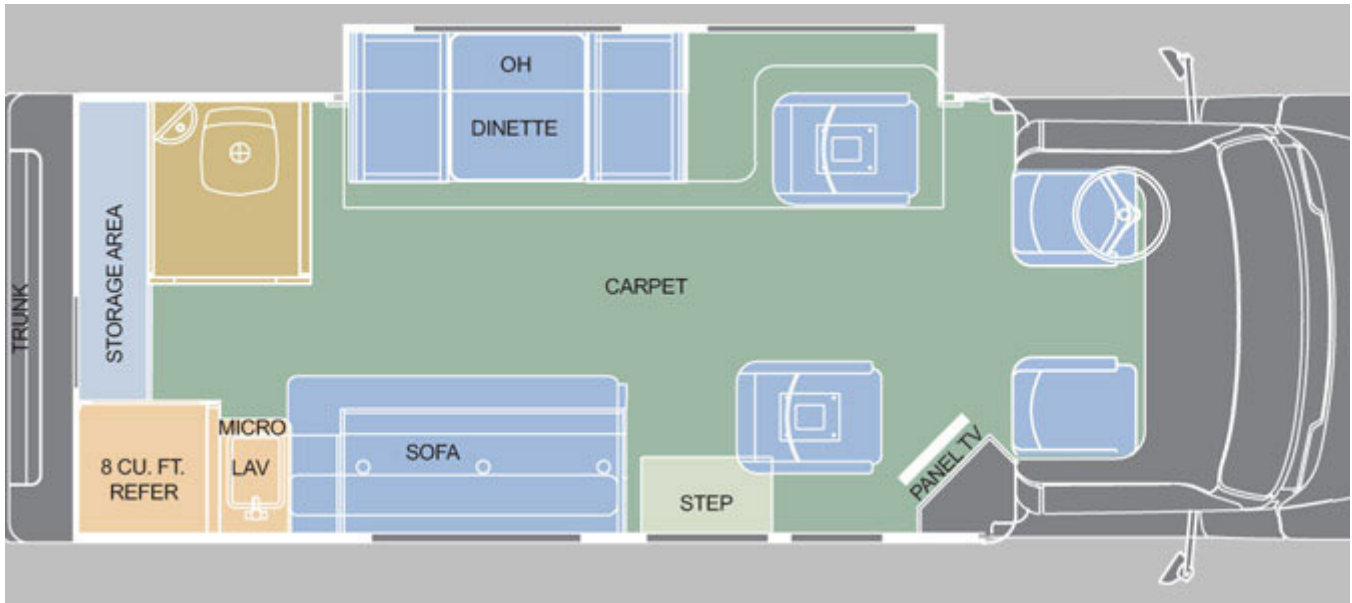
Introducing the DynaQuest DQ275ST, the luxurious "hospitality suite" on wheels. Perfectly suited for soccer games or socializing, tailgating, boating, antiquing or traveling to any show or race, it comfortably seats ten. The kitchen, bathroom and ample storage space make the DQ275ST very convenient and ideal for entertaining.

SPECIAL FEATURES

- Freightliner® M2 Light chassis
- 260-hp 6.4L MBE 906-260 engine
- Optional 10,000-lb. towing capacity
- Corian® countertops
- Hardwood flooring
- Ultraleather upholstery
- Hardwood wardrobes
- Large flat screen TV & Bose® LS 18 DVD/CD Surroundsound® system
- One-year free Club Max membership



Luxury abounds inside the DQ275ST with plush, color coordinated ultraleather seating, hardwood cabinetry and a beautiful dinette that effortlessly converts into overnight sleeping accommodation.

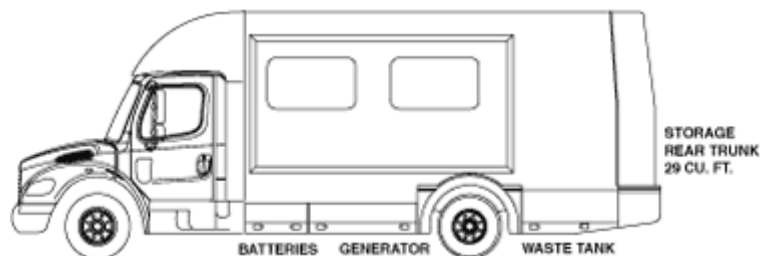
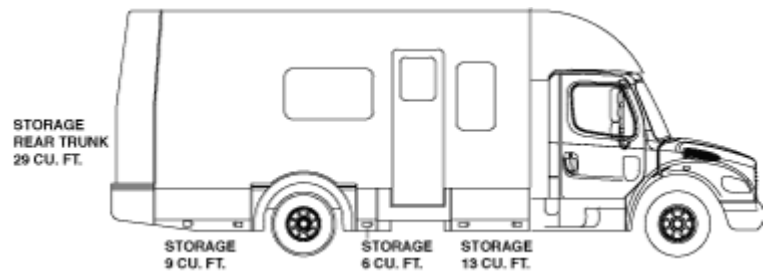


DYNAQUEST ST DQ275ST

The floorplan was designed to help traffic flow and to make you feel comfortable. You will find it roomier and more convenient than comparable motorhomes.

KEY DIMENSIONS

Overall length	27' 5"
Interior width	7' 9"
Exterior width	8' 5"
Interior height	6' 6"
Exterior height	11' 5"
GVWR	23,000 lb.
GCWR	35,000 lb.
Wheelbase	190"
Fuel capacity	80 gal.
Water capacity	
Fresh	33 gal.
Grey	36 gal.
Black	33 gal.
LPG capacity	20.3 gal./68 lb.
Sleeping	





DYNAQUEST ST DQ275ST

Chassis Features

Engine (Standard): Freightliner® M2 Light 6.4L MBE 906-260

Horsepower: 260-hp @ 2300 RPM
Torque: 660 lb./ft. @ 1200 RPM

Transmission: Six-speed Allison® 3000

Fuel tank: 80 gal.

Brakes: Hydraulic disc (ABS)

Engine brake: Mercedes® on/off compression

Front axle: 8,000

Rear axle: 15,000

Suspension (front): Taperleaf 8,000-lb.

Suspension (rear): Airliner 15,000-lb.

Rear axle ratio: 4.10

Alternator: 145-amp

Chassis batteries: (2) Alliance 1031 Group 31 12v maintenance free

Battery disconnect: Below driver seat

Block heater: 1000-watt/ 115-volt

Aluminum wheels: Standard

Tires: Michelin® XZE 245/70 R19.5 12-ply radial

Auxiliary driving lights

ICC lights

Exterior Features

Paint

Option 1: Mocha (tan)
Option 2: Briarwood (taupe)
Option 3: Quick Silver (black & silver)
Option 4: Russet Ridge (burgundy)
Option 5: Onyx (black & gold)
Option 6: Stoney Ridge (grey & silver)

Hydraulic jacks: Four-point semi-automatic leveling jacks

Hitch (Standard): 7,500-lb. capacity

Hitch (Optional): 10,000-lb. capacity

Awning (Standard): A&E® box

Awning (Optional): Girard power

Lighted grab handle

External storage: Fiberglass doors/fiberglass box/lighted Rear trunk

Docking lights: 8

Air service line

Spare tire: Optional (hitch mount)

Power step at entry door

Exterior gas grill option

General Interior Features

Interior decors

Option 1: Mocha (tan)
Option 2: Briarwood (taupe)
Option 3: Quick Silver (black & silver)
Option 4: Russet Ridge (burgundy)
Option 5: Onyx (black & gold)

Flooring

Cabinets

Wood

Option 1: Natural Cherry

Option 2: Stained Cherry

Option 3: Natural Maple

Hinges: Deluxe, hidden cabinet hinges

Latches: Posi-Lock

TV: 23

Cable-ready

Satellite (Standard): Auto

Satellite (Optional): In-motion

Lighting

Ceiling: Deluxe residential style

Floor: Night lighting throughout

Sound system

Standard: Bose® LS 18 DVD/Surroundsound®

System

Optional: Bose® LS 28 DVD/Surroundsound®

System

Ceiling material: Deluxe vinyl padded ceiling

Interior wall material: Décor wallboard

Window

Shades: Day/night pleated

Valence: "Dyna Style" matched fabric lambrequin

Furniture

Sofa (Standard): Flexsteel® EZ bed/sofa

Sofa (Optional): Hide-A-Bed with air mattress

Fantastic fans: Yes w/ rain sensor

Safety features: LPG leak detector, 12-volt carbon monoxide detector, smoke detector, fire extinguisher

Kitchen Features

Countertop: Corian® large double-bowl sink with cover

Faucet: Single handle faucet with pull-out spray head

Microwave: Convection microwave

Refrigerator: Dometic® 10 cu. ft. (stainless steel)

Dinette: Booth w/ Corian® table

120-volt outlet & phone jack

Flooring: Hardwood

Optional: Ceramic

Bathroom Features

Countertop: Corian® lavatory top with integrated sink

Flooring: Hardwood

Optional: Ceramic

Medicine cabinet: Deluxe medicine cabinet

Shower: One-piece fiberglass shower with skylight

Toilet: Thetford® China

Vent fan: Fantastic® w/ rain sensor

Bedroom Features

Sleeping: 74" x 60" Hide-A-Bed with air mattress, 66" x 36" convertible dinette

Driver Compartment

Backup camera: Color

Two side rear view cameras: Optional

Passenger seat: Lexington® ultraleather E pedestal

Power steering, Windows

Cab doors: Power door locks and window

Windshield wipers: Intermittant

Cab radio: AM/FM/CD radio

Cab mirrors: Black heated/ remote

ICC lights

Cruise control

Roof mounted dual air horns

Manual air-dump switch

Full front cab sound insulation

CB radio: Optional

Overhead directional reading lights

Dash instrumentation: Speedometer, fuel l odometer, trip odometer, engine temp, oil voltmeter, tachometer, air-pressure gauge

Rear sonar (Optional)

Tire air pressure monitor (Optional)

Construction Highlights

Floor: Heavy-duty 3" E-coated steel frame rubber isolators

Walls: Sculptured, aerodynamic, fiberglass sidewall panels

Aluminum framed: Square-tube aluminum sidewall w/ all wall penetrations box frar Windows: Panoramic bonded, tinted

Roof: Square-tube aluminum-framed, one-radiused fiberglass

Insulation

Floor: R-11 solid block foam

Sidewall & Ceiling: R-8 solid block foam

Cab: Steel safety cage surrounding transit to coach

Front transition aerodynamic fiberglass

Molded fiberglass rear body cap

Slide outs: Living room - hydraulic with sid vent windows

Utilities

Heating - Furnace: 40,000 BTU Suburban Single, digital thermostat for heating & c

Electrical

Coach batteries: Three Group 27 AGM, amp/hr.

Inverter: 1000 watt power

Optional: 2000 watt power

Power cord: 50-amp

Generator (Standard): Onan® 5.5

Auto generator start: Optional

Coach battery disconnect switch by entr

Cooling: Single, low profile roof air conditio BTU

Optional air conditioning: 15,000 BTU w Insulated ceiling air ducts w/ controllable

Living Room/Bedroom: Deluxe sculpted carpet
Kitchen/Bath: Hardwood
Flooring option: Ceramic tile

GPS navigation system: Optional
Auxiliary 12-volt in-dash receptacle
Engine air conditioning
Driver seat: Lexington® ultraleather Bostrom - air
pedestal

Plumbing/Water
Water heater: Six-gal. Suburban® LP - 4
12-volt hi-capacity water pump
Heated water and holding tanks



DYNAQUEST ST DQ275ST

The DynaQuest DQ275ST is a well-appointed day coach with all of the amenities you would find in a much larger motorhome. With a kitchen, full-time dinette and seating for ten, it is so versatile that there are unlimited ways to use it.



The beautiful dinette adds a lovely sleeping area after it is effortlessly converted into a bed.



The DQ275ST has seating for ten, a convenient bathroom, a kitchen and built-in cooler under the dinette bench.



The cockpit is very professional and contemporary with lots of leg room.



(1) The convenient wet bath features a toilet, sink and shower with a skylight. (2) You'll find a surprisingly large amount of storage. An even bigger surprise is the extra storage available in the rear trunk.

